

Camerasderie

The Newsletter of the NIH Camera Club, Bethesda, MD Vol. 64 (1); September 2024



Images by Stan Collyer

Top: 1st place: "Azalea Blossoms"

Bottom Left: 2nd place: "Hellebore Blossoms"

Bottom Right: 2nd place color print: "Three Blossoms"



The NIH CAMERA CLUB

September 2024 Table of Contents



TABLE OF CONTENTS/INFO.....	2
PRESIDENT’S CHAT.....	3
MAPV UPDATE	4-5
MPA NEWS	6-7
COMPETITION TOPICS NEW 2024-25.....	8
NEW INFORMATION ABOUT SUBMITTING IMAGES.....	9
JUDGES AND SPEAKERS 2024-25	10
OCTOBER JUDGE.....	11
OCTOBER SPEAKER.....	12
SEPTEMBER COMPETITION WINNERS.....	13-18
MEMBERS IN THE NEWS.....	19
DUES ARE DUE!!!!.....	20
WEBSITE INFORMATION.....	21
GENERAL CLUB INFORMATION.....	22
BOARD MEMBERS AND MEETING INFORMATION.....	23
MEMBERSHIP APPLICATION AND RENEWAL FORM.....	24

For comments or questions contact our new
club president Dale Lewis at
Dale2wis@gmail.com



President's Chat September 2024 By Dale Lewis



The NIH Camera Club's mission is to encourage the knowledge, skills, and enjoyment of photography in our meetings, classes, lectures, and demonstrations of the various aspects of photography.

As we start the new season 2024-25, I wanted to welcome every one of you to the NIHCC. We planned an exciting year for you. Thank you, Sukru Demiral, for joining our club. We know you have other options, but we are happy you selected NIHCC. A heartfelt welcome to you.

We look forward to working with you to maximize your skills in the club. If there is anything or abilities you would like to learn, please let us know. Sukru, please tell us what role in the club you would like to participate in.

We returned to our first in-person meeting on September 10 at 7 p.m. at the Five Star Residence at 8100 Connecticut Ave, Chevy Chase, MD 20815. It was great to see several members after a long summer. We had a print competition for both color and monochrome. The meeting was cut short because members wanted to see the Presidential Debate at 9 p.m.

We thank Florence Michel, Lifestyle Director, for welcoming us back to the Five Star Residence. Thank you for your warm and welcoming hospitality and for checking on us to see if there is anything else you could do to make our time enjoyable.

Finally, keep learning about your camera by reading the manual, watching YouTube videos, and taking many photos. Try a new technique each week and challenge yourself to excel in photography. Have fun photographing whatever your heart desires.



Mid-Atlantic PHOTO VISIONS


**Saturday & Sunday
November 2-3, 2024**

Hylton Performing Arts Center

George Mason University
Prince William Campus
10960 George Mason Circle
Manassas, Virginia 20110

Two Day All Presentation Pass,
Single Day Passes, Four Session Pass
and Box Lunches are on sale at
MidAtlanticPhotoVisions.org.

Recordings of fifteen Merchant Hall
and Gregory Theater Presentations
will be available **ONLY** with purchase
of All Presentation Pass.



Best in Water and Best in Show • Robert Barkin



Michelle Valberg

Michelle Valberg, a renowned wildlife
photographer and Nikon Ambassador, has
spent over three decades captivating audiences
with her extraordinary storytelling through the
lens. Her photographic journey has taken her
to the farthest reaches of the globe.

Saturday Keynote Speaker:
"The Dance of Light and Life: Creativity in Motion
in Wildlife Photography"


Sunday Keynote Speaker:
"Wandering Perspectives:
A Journey Through Landscapes"



Art Wolfe

Photographer Art Wolfe has worked on every
continent. His goal has always been to win
support for conservation issues by "focusing on
what's beautiful on the Earth." His photographs
are recognized throughout the world for their
mastery of color, composition and perspective.
Art will be available to sign his most recent and
widely acclaimed book "Wild Lives."

Special Guest Speaker: Saturday, November 2
"Wild Lives"



Focus on the Future



Gettle Photography
worlds to explore



Visit MidAtlanticPhotoVisions.org to Buy Passes and Register for FREE Presentations – Seats are limited!

ON-LINE REGISTRATION REQUIRED FOR ZOOM EVENTS
AND ENTRY TO FREE PRESENTATIONS

Mid-Atlantic Photo Visions Expo – Saturday & Sunday, November 2 & 3, 2024

FEATURED PRESENTATIONS IN MERCHANT HALL THEATER


**MAPV Awards Ceremony & Keynote
Presentation: The Dance of Light and Life:
Creativity in Motion in Wildlife Photography**
with Michelle Valberg,
Saturday, November 2, 4:30-7:00.

Explore the enchanting world of wildlife
photography with Michelle Valberg. Learn how
imagination informs her work, how she masters
the challenge of capturing animals in their
natural habitats, and learn the techniques she
uses to bring her subjects to life.

**Sunday Keynote Presentation: Wandering
Perspectives: A Journey Through Landscapes**
with Michelle Valberg, Nikon Ambassador:
Sunday, November 3, 1:15-3:15.

In "Wandering Perspectives," Michelle
shares her unique approach to capturing the
natural beauty of diverse landscapes. From
majestic mountains to serene seascapes and
animalscapes, discover the techniques and
stories behind her most captivating shots.

Special Guest Speaker: "Wild Lives" with Art
Wolfe, **Saturday, November 2, 1:00-2:30.**
In this multimedia presentation Art shares his
adventures, describes his creative process, and
delights with the astounding images from his
new book "Wild Lives."



HANDS ON WORKSHOPS

Abstract Art Through Your Lens with Beth Haubach:
2 sessions. Beth will discuss abstract photography
and how to capture everyday subjects in
different contexts. Set-ups will be available.

Cosplay Photoshoot: 2 sessions. Learn about
Cosplay Photography and costuming via hands-on
experience. Cosplay characters will be available
to meet and photograph.

Image Review and One on One Sessions with
Corey Hiltz: **8 sessions, Saturday Only.** Two
Image Review sessions. Six 1-on-1 sessions
focusing on your choice of Lightroom, external
flash, or core camera functions.

Light Painting Workshop with Lori Saunders:
2 sessions. Learn how Lori Saunders creates
magic in the dark with a variety of lights and tools.

Macro Photography Workshop with Mike Moats:
3 sessions. Multiple stations available with a
variety of subjects. Bring your camera, macro
or zoom lens, and tripod.

From Fear to Flash, KISS and On Location Strobes.
7 sessions. JC Carey of Westcott teaches three
different workshops on flash and strobe
photography. Bring your camera.

Raptor Photoshoot Workshop with Steve Gettle:
2 sessions. Steve will demonstrate bird
photography techniques and assist you in your
raptor photoshoot. [See below for list of raptors.]

Raptor Photoshoot: 6 sessions. Several raptors
and birds of prey available to photograph,
including a Red Tailed Hawk, a Harris Hawk,
an Eagle Owl, a Peregrine Falcon and a Vulture.



Best in Birds • Stan Bysse

DON'T MISS THESE THREE FREE PRESENTATIONS: ON-LINE REGISTRATION REQUIRED TO ATTEND

The Creative Side of Photography with Karen
Hutton. **Sunday, October 27, 7:00-9:00 pm,
ZOOM.** Join landscape photographer Karen
Hutton and learn to create your own visual
adventure.

Artificial Intelligence and Photography with
David Crooks. **Saturday, November 2, 2:45-
3:45 pm.** David will discuss current trends in
A.I. and demonstrate photography software
editing programs which use A.I.

Capturing Petals and Beyond with Kim Kelly,
Sunday, November 3, 3:45-4:45 pm. Learn to
capture the beauty in flowers, trees and more;
transitioning from the big picture to the tiny
details.



Best in Sports and Best in Show • Damian Diccox

FREE EXHIBITS AND VENDOR HALL

Saturday and Sunday, November 2 and 3

- Student Contest Exhibit
- Nature and Photo Arts Exhibits
- National and local vendors of equipment,
supplies, instruction, travel and more
in Hylton Center Lobby

• • • Visit MidAtlanticPhotoVisions.org to Buy Passes and Register for FREE Presentations – Seats are limited! • • •

GREGORY THEATER PRESENTATIONS

Bird Photography: Beyond the Basics with Steve Gettle: **Saturday 9:00-10:00.** Take your bird photography to the next level. Learn to properly use fill-flash and many different types of blinds.

Order from Chaos: The Adobe Lightroom Library Module with Tim Cooper: **Saturday 10:30-11:30.** An in-depth look at how the Adobe Lightroom Library Module organizes your photographs.

Lightroom Masks with Tim Cooper: **Saturday 12:00-1:00.** Tim demonstrates the power and versatility of the local adjustment tools in Lightroom's mask panel.

What Can We Learn from the Masters with Lester Picker: **Saturday 3:15-4:15.** After a lifetime in study of the masters, Les Picker has identified some common characteristics that we can all learn from.

Architectural Series with Angie McMonigal: **Sunday 9:00-10:30.** Join Angie as she explains how to create a body of work.

Power of Photoshop for the Outdoor Photographer with Tim Cooper: **Sunday 11:00-12:15.** The Photoshopper for Photographers author explains how Photoshop can improve your landscape photographs.

Creative iPhone Photography with Nick Sinnott: **Sunday 3:15-4:15.** Nick will discuss iPhone features, including exposure, focus, and focal length.



Best in People • Lori Saunders

MERCHANT HALL PRESENTATIONS

Awards Ceremony and Saturday Keynote: The Dance of Light and Motion: Creativity in Motion in Wildlife Photography with Michelle Valberg: **Saturday 4:30-7:00.** Explore the world of wildlife photography with Nikon Ambassador Michelle Valberg.



Best in Macro • Jim Turner

Sunday Keynote: Wandering Perspectives: A Journey Through Landscape Photography with Michelle Valberg: **Sunday 1:15-3:15.** Michelle shares her approach to capturing the natural beauty of diverse landscapes.

Wild Lives with Art Wolfe: **Saturday 1:00-2:30.** Art narrates his multimedia presentation, featuring adventures and the amazing stories about his images from Wild Lives.

The Art of Macro Photography with Mike Moats: **Saturday 9:30-10:30.** Learn the equipment and skills necessary for macro photography.

Abstract Architecture Photography: Creativity in Composition with Angie McMonigal: **Saturday 11:00-12:30.** Angie will focus on creative approaches to architectural details and creating abstracts.

Cityscapes with Nick Sinnott: **Saturday 3:00-4:00.** Nick will explain how he captures urban landscapes from every angle: drone photography, street-level shots and the hidden gems below the streets.

Caught in Motion with Steve Gettle: **Sunday 9:15-10:15.** Learn to use natural light for subjects in motion such as birds in flight and running animals.

Light and Portraiture with Cliff Mautner: **Sunday 10:45-12:45.** Cliff teaches lighting direction, flash and continuous lighting techniques.

NOVANT ROOM PRESENTATIONS

Chasing the Night with Robert Fawcett: **Saturday 9:15-10:15.** A visual journey of the Milky Way season from Maryland's Eastern Shore to Acadia National Park.

From Fear to Flash with JC Carey: **Saturday 11:00-12:00.** Join JC Carey as he simplifies lighting so that anyone with a basic understanding of camera functions can produce more dynamic images.




Best in Wildlife • Andy Sentipal

Nightscape with Tim Cooper: **Sunday 9:15-10:15.** Join Night Photography author Tim Cooper as he explains the equipment and techniques necessary to capture compelling images at night.

Sports Photography with Jeffrey Snyder: **Sunday 10:45-11:45.** Jeff will share techniques for various sports: anticipating the shot, composition, framing, focus and exposure.

The Print with Lester Picker: **Sunday 12:15-1:15.** Les explores some critical aspects of fine art prints and the art of printing.



Best in Architecture • William Shaw

• • • Visit MidAtlanticPhotoVisions.org to Buy Passes and Register for FREE Presentations – Seats are limited! • • •

Mid-Atlantic Photo Visions
Hylton Performing Arts Center, GMU Manassas, Virginia Campus • Saturday - Sunday November 2-3, 2024



Saturday, November 2, 2024										
PRESENTATIONS		FREE EVENTS		HANDS-ON WORKSHOPS & PHOTO SHOOTS & 1-ON-1 INSTRUCTION						
Time	Gregory Theater	Merchant Hall	Novant Room	Vander Lobby & Photo Exhibits	Classroom 1	Classroom 2	Outdoors	Room D	Time	
9:00									9:00	
9:15	Bird Photography: Beyond the Basics with Steve Gettle								9:15	Image Review with Corey Hiltz 9:00 am - 9:30 am
9:30			Chasing the Night with Robert Fawcett						9:30	1 on 1 Select Topics with Corey Hiltz 9:25 am - 10:35 am
9:45									9:45	
10:00									10:00	
10:15									10:15	
10:30									10:30	
10:45									10:45	
11:00									11:00	
11:15									11:15	
11:30									11:30	
11:45									11:45	
12:00									12:00	
12:15									12:15	
12:30									12:30	
12:45									12:45	
1:00									1:00	
1:15									1:15	
1:30									1:30	
1:45									1:45	
2:00									2:00	
2:15									2:15	
2:30									2:30	
2:45									2:45	
3:00									3:00	
3:15									3:15	
3:30									3:30	
3:45									3:45	
4:00									4:00	
4:15									4:15	
4:30									4:30	
4:45									4:45	
5:00									5:00	
5:15									5:15	
5:30									5:30	
5:45									5:45	
6:00									6:00	
6:15									6:15	
6:30									6:30	
6:45									6:45	
7:00									7:00	
7:15									7:15	

Sunday, November 3, 2024										
PRESENTATIONS		FREE EVENTS		HANDS-ON WORKSHOPS & PHOTO SHOOTS						
Time	Gregory Theater	Merchant Hall	Novant Room	Vander Lobby & Photo Exhibits	Classroom 1	Classroom 2	Outdoors	Time		
9:00								9:00		
9:15								9:15		
9:30								9:30		
9:45								9:45		
10:00								10:00		
10:15								10:15		
10:30								10:30		
10:45								10:45		
11:00								11:00		
11:15								11:15		
11:30								11:30		
11:45								11:45		
12:00								12:00		
12:15								12:15		
12:30								12:30		
12:45								12:45		
1:00								1:00		
1:15								1:15		
1:30								1:30		
1:45								1:45		
2:00								2:00		
2:15								2:15		
2:30								2:30		
2:45								2:45		
3:00								3:00		
3:15								3:15		
3:30								3:30		
3:45								3:45		
4:00								4:00		
4:15								4:15		
4:30								4:30		
4:45								4:45		
5:00								5:00		
5:15								5:15		
5:30								5:30		
5:45								5:45		
6:00								6:00		
6:15								6:15		
6:30								6:30		
6:45								6:45		
7:00								7:00		
7:15								7:15		

FREE ZOOM PRESENTATION IN OCTOBER: The Creative Side of Photography with Karen Hutton, Sunday, October 27, 7:00 to 9:00 pm

Pink presentations will be recorded for later viewing for those who purchase an ALL PRESENTATIONS PASS -MAPV's Best Value!

Tim presentations will not be recorded.

Yellow presentations are FREE -ONLINE REGISTRATION REQUIRED FOR ZOOM & THE TWO IN-PERSON FREE PRESENTATIONS

Blue presentations MUST BE PURCHASED INDIVIDUALLY and are NOT INCLUDED in All Presentations, Saturday, Sunday nor Choice of Four Presentations Passes

Orange sessions are Image Review with Corey Hiltz and must be purchased individually

Purple Sessions are 1-on-1 for Select Topics with Corey Hiltz and must be purchased individually

Pink presentations will be recorded for later viewing for those who purchase an ALL PRESENTATIONS PASS -MAPV's Best Value!

Tim presentations will not be recorded.

Yellow presentations are FREE -ONLINE REGISTRATION REQUIRED FOR ZOOM & THE TWO IN-PERSON FREE PRESENTATIONS

Blue presentations MUST BE PURCHASED INDIVIDUALLY and are NOT INCLUDED in All Presentations, Saturday, Sunday nor Choice of Four Presentations Passes

• • • Visit MidAtlanticPhotoVisions.org to Buy Passes and Register for FREE Presentations – Seats are limited! • • •



The MPA 8th Annual Fall Photo Contest

The submission period began September 15, and here are the categories:

Abandoned

- Minimalism
- Birds
- Shadows or Silhouettes

The definitions of the categories can be found on the MPA website at <https://www.mdphotoalliance.org/>

GET READY

The MPA 8th Annual Photo Contest

Submissions Begin September 15

MPA wants you to know the categories for this year's contest so you have plenty of time to *Get Ready* to submit your best.

Abandoned - Captures the haunting beauty of neglect; portraying spaces, structures, or objects that are forsaken or left behind.

Minimalism - Embodies the art of reduction, distilling images to their essential elements, stripping away distractions to reveal purity and simplicity.

Birds - Captures warm-blooded vertebrates, characterized by feathers, found anywhere in the world.

Shadows or Silhouettes - Shadows depict a dark area or shape produced by a body coming between rays of light and a surface. Silhouettes depict the dark shape and outline of someone or something visible against a lighter background

Platinum Sponsors



Welcome to the MPA Facebook Group
mpa@mdphotoalliance.org
mdphotoalliance.org

The Maryland Photography Alliance (MPA) has events you might be interested in.....

Photography Workshops – MPA Members Receive Discounts

MPA's "Adventures in Light" program has exciting workshops in great locations.

[Night Photography on Assateague Island – Saturday, September 28](#)

[Freight Trains and Autumn Leaves – October 19 and October 20](#)

[Beyond the Frame: An Exploration of Creative Photography – November 10](#)

Information is also available on the MPA website at

www.mdphotoalliance.org

NIH CC Competition Topics 2024-25

2024

October-Bridges and Roads

The main subject of your image should be a bridge or a road. “Bridges” are defined as structures, for example a bridge over a river; a picture of the bridge of your nose won’t do. All images must be taken within 2 years of the competition meeting.

November-Negative Space

An image where the negative space plays an important role in enhancing the positive space occupied by the subject. The actual subject would occupy a relatively small portion of the frame. Examples include a bland sky as a background to a small cluster of trees far off in the distance, a nondescript wall that emphasizes the colors and form of a passing pedestrian, or a small sailboat floating in a vast body of water on a foggy morning. All images must be taken within 2 years of the competition meeting.

December-Alphabet Soup

The image should represent a letter phonetically or visually. For example, a bee in a photo represents the letter B, sea is for C, a donut can represent an O, a snake an S, and so on. All images must be taken within 2 years of the competition meeting.

2025

January-Geology

The photograph should show a view or vista of mountains, rock formations, landforms resulting from natural weathering and erosion, rock strata, individual rocks or piles of rocks, sand dunes, volcanoes, lava, boiling mud pools, and geysers. Minerals and naturally formed crystals are allowed. Images of gemstones, crystals, rocks or other geological objects that have been modified by humans are not allowed. All images must be taken within 2 years of the competition meeting.

February-Architectural Elements

The photographer must isolate parts of human-made structures (buildings, bridges, etc.) to emphasize architectural elements and their patterns, angles, textures, colors. Creative and interpretative work to create an abstract image from an architectural structure is appropriate. Images of entire structures are not appropriate. All images must be taken within 2 years of the competition meeting.

March-Open-Critique

April-Something Soft

An image of something innately soft (for example a cotton ball) or something captured or rendered to create a sense of softness (for example, a blurred or diffused flower or a baby snuggled in a blanket). All images must be taken within 2 years of the competition meeting.

May-Plants/Flora

An image of wild or cultivated plants such trees, shrubs, grasses, and flowers. Evidence of human activity (people, fences, pots, trees planted in a row, etc.) should be minimal. All images must be taken within 2 years of the competition meeting.

June- End of Year

Important Information about Image Submissions

Starting in September 2024, we will meet in-person for our monthly competitions in the Five Star Residences, our pre-pandemic location. We will also go back to the pre-pandemic categories of the competitions: Digital, Color Prints, and Monochrome Prints. However, there will be one change: **you will need to enter the title and a digital file for each of your print entries online as you have been doing for your Digital entries** . The deadline to enter prints online will be 11:59pm on the Monday before the competition date; thus different from the deadline for Digital images (11:59pm on the Thursday before the competition) and better aligned with our previous practice for submitting prints. You should bring physical copies of your prints to the meeting as usual. But there will not be a sign up sheet for prints in the room and prints that have not been entered online will not be accepted for the competition.

Judges and Speakers 2024-25

Judges for 2024-2025

October - Ron Peiffer

November - waiting to hear from Janet Jeffers

December - Matthew Mahlstedt

January - Denise Silva

February - waiting to hear from John Hoover

March -

April - Irene Hinke-Sacilotto

May -

Speakers for 2014-2015

October - R. Andrew Hoff - The Expressive Image - Moving from Landscape Photography to Candid People Photography

November - Suzanne Dater - travelogue - Birds

December - Gosia Klosek - travelogue

January - Betsy Wilson - Capturing Motion

**October Judge:
Ronald Peiffer
Topic: Bridges and Roads**

Ron Peiffer is a Maryland photographer, whose interest in photography has been a lifetime pursuit from film to digital and covers a wide range of subjects. He has been a member of Arundel Camera Club, in Severna Park, since 2011 and is currently rated by the club at the Master's Level in both color and black and white prints, with a platinum certificate in digital images. Ratings are based on club competition performance. Ron has been recognized by Arundel Camera Club as Unlimited Photographer of the Year several times, most recently for the 2023-24 competition year.

Over the last decade, he became increasingly engaged in photography competitions—both judging and competing, to continue his own education in the field. He was trained and certified in judging by MPA and explores both the unusual and mundane subjects, but always looking for emotional impact in subjects and composition. Often, in judging, he looks for the unexpected and for photographs that break all the commonly held rules to achieve impact. He finds competitions and critiques highly instructive for both photographer and judge. Ron serves as a member at large on the Executive Board for the MPA and serves on several organization committees.

October Speaker: R. Andrew Hoff

The Expressive Image - Moving from Landscape Photography to Candid People Photography - R. Andrew Hoff

For over 30 years, my work has centered on landscape and outdoor photography. This program is about my conversion and new passion to photograph people and their social interactions. I will touch on my earlier work in landscape photography and my accidental foray into street photography. I will mention events and certain photographers that have influenced me and my work, as well as the technological advances in cameras that have helped make this conversion easier. The program will explain the reasoning behind this change in my photographic calling, how I have learned from my mistakes and the mental thought process that goes with the images. Most of my current work centers on photographing people that work and attend regional carnivals and fairs. This six-year project has taken me to fairs from Maine to Texas, mostly concentrating on regional fairs and carnivals in NY, MD, VA, and PA. This program will explore the use of emotion and gesture as the heart of the photograph. I will explain and show examples of the Photoshop changes I have made to some of the photographs to enhance the focus on the people. This program of mostly Black and White with some Color photographs and is image driven. I will spend time on “expressive” photographs and the meaning of why photography is more important than just a photograph. I will bring my printed portfolio of images to share in conjunction with the PowerPoint program. This program should last about 75 minutes.

September Winners: Open

Advanced Digital		
Stan Collyer	Azalea Blossoms	1
Stan Collyer	Hellebore Blossoms	2
Julian Lewis	Flower	3
Gosia Klosek	Zion Canyon	H
Goutam Sen	Going Where	H
Goutam Sen	Last Light	H

Advanced Monochrome		
Dale Lewis	My Fish Dinner	1
Dale Lewis	Smoke	2


Advanced Color		
Gosia Klosek	Stacked Plates	1
Stan Collyer	Three Blossoms	2

Advanced Digital



First Place
“Azalea Blossoms”
By Stan Collyer

I photographed these blossoms in Brookside Gardens with my Canon R6 Model 2, using the camera’s automatic focus bracketing feature. It took less than a second to shoot ten images, hand-held. The camera then took about five seconds to merge them into a high-resolution jpg file. It did a good job compensating for slight misalignments due to camera movement. I then darkened the background, except for the leaves that formed an arch behind the blossoms. f/4.5, 105mm, 1/125 sec, ISO 640.




Second Place
“Hellebore Blossoms”
By Stan Collyer

I bought this Hellebore plant, commonly called Lenten Rose, last winter, and it began blooming in March. I photographed it on my dining room table, with natural light. The wall behind it was gray. It was a simple matter to select the background in Lightroom, and take it all the way to black. I’m hoping for more blossoms next winter! f/6.3, 250mm, 1/30 sec, ISO 400.



Third Place
“Flower”
By Julian Lewis

This is a photo I took of a flower in my school’s courtyard. I thought its color was interesting, and wondered how it would look in black and white, so I decided to take a photo of it. The photo was taken on Tuesday, September 3rd, 2024 at 1:17 PM using my iPhone 15 pro max using the following settings: ISO 125, 24 mm, f2.2, 1/99s.



HM
“Zion Canyon”
By Gosia Klosek

This image was captured from a half-way point between the bottom and the edge of the canyon. I framed the scene with the shadow cast by the West wall of the canyon, on the bottom of the image.
Nikon ISO 400 62 mm f/9 1.400sec




HM
“Going Where”
By Goutam Sen



HM
“Last Light”
Goutam Sen

Advanced Digital



First Place
“Stacked Plates”
By Gosia Klosek

This is an image of white plates illuminated by 2 sources of light: red from the left and blue from the right. The rims of the plates are (mostly) in brighter light and thus also show yellow. I modified the tone curve profile of the captured image to make the colors stand out and cropped the image to bring the zig-zagging pattern to the center.



Second Place
“Three Blossoms”
By Stan Collyer


I photographed this orchid in my home, with natural light, using a tripod and focus bracketing. I darkened the background and removed a few imperfections. I’ve had this plant for a year, and it has bloomed continuously. It was my first orchid, and I’m amazed that I haven’t managed to destroy it yet. f/8, 300mm, 1/13 sec, ISO 400.

Advanced Monochrome



First Place
“My Fish Dinner”
By Dale Lewis

This photo of an eagle, osprey, and fish was taken at Conowingo Dam on 4/21/24 at 8:07 a.m. I saw the eagle and took several pictures. I did not know the osprey until I looked at the photos. My settings: Canon EOS R5 camera, lens (RF 100-500 mm f/4.5-7.1 I, IS, USM), f/10, 1/3200 sec, ISO 2500, 700 mm. The photo was edited in Lightroom and Photoshop.



Second Place
“Smoke”
By Dale Lewis

This photo of smoke was taken on 8/6/24 in my basement at 11:52 p.m. I burnt incense and photographed the smoke. My settings: Canon EOS R5 camera, lens (EF 70-200 mm, f/2.8L, IS, II, USM), f/18, 1/5 sec, ISO 1600, 102 mm. I used four lights (eVOLV 200 Pro) set approximately at 60, 120, 240, and 300 degrees relative to the incense stick. I used a tripod and a black background. The photo was edited in Lightroom and Photoshop.

TIMEPOINTS WINS AGAIN!

- Coriolana Simon

“IGPOTY” may not be an acronym familiar to many of our members, but the International Garden Photographer of the Year competitions in the UK are internationally respected. Supported by the Royal Botanic Gardens in Kew, London, the annual series of competitions is open to photographers across the globe, both amateur and professional. IGPOTY attracts thousands of entries and offers the winners both prestige and publicity. The overall event is sub-divided into competitions on specific themes. Each year, particular categories cover topics such as macro, abstract views, the world of fungi, wildlife in the garden, plants and planet, and...botanical still lifes. Multiple awards are given in the following rankings: Top Winners, Finalists, Highly Commended, and Commended. Once the winners in the various categories are selected, IGPOTY presents an exhibition at Kew, along with touring exhibitions that travel within the UK and around the world.

This year, Coriolana Simon (half of the TimePoints Photography duo) won two awards for her floral-themed still lifes at IGPOTY: a Finalist designation and also a Highly Commended.

Meanwhile, Doug Wolters (the other half of TimePoints Photography) has also been winning awards in international competitions. For Canada-based ExhibiZone’s on-line show titled “Fall,” one of Doug’s signature dried “leafscapes” was juried into the exhibit. “Fall” will be available on-line between September 21 and November 21. Another exhibit, sponsored by Gallerium, focuses on the “Unreal.” For this on-line exhibit, Doug also had one image juried in, this time an abstract. You can see it from September 18 to November 18 at: <https://www.gallerium.art/p/unreal-2024.html?name=douglas-wolters>

This month, both Doug and Coriolana have works in a group show at Penn Place Gallery in Garrett Park, MD. Each season, the gallery chooses artists to mount solo exhibits for one month each throughout the year. Doug and Coriolana will present a “duo” exhibit titled “Flora: Two Perspectives,” which will showcase flower portraits alongside historically accurate still lifes that incorporate flowers. Penn Place Gallery is holding a group show from September 16 to September 28 that includes one representative work from each artist in this year’s Series.





The 2024-25 club year will begin on July 1, and it's time for us to pay our dues. Happily, the rates are staying the same: **\$50** for individuals, and **\$75** for couples.

Paying via PayPal was a popular option last year, so we're continuing it. It's fast and easy (and you don't need a PayPal account). Just click [this link](#), and fill out the form. When you click Submit, you'll be taken to PayPal.

If you'd rather do it the old-fashioned way, you can print the application form (found in any recent newsletter, or [here](#)), fill it out and sign it, and mail it along with your check to the Treasurer (address is on the form).

Either way, your prompt attention to this little matter will be appreciated!

THANK YOU!!!

The NIH
CAMERA
CLUB



Register to become a member on the NIHCC Website

Our Webmaster Jim Turner is working very hard to make our website awesome. If you haven't registered yet, please do! If you have any questions about the way things work, please feel free to e-mail Jim, and he will be able to help you with the easy process.

<http://www.nihcameraclub.com>



Silver Spring Camera Club

You might be interested to see what our sister club, the Silver Spring Camera Club, is up to! Here is a link to their site. They also publish a newsletter, Cable Release, and it is available here.

<http://www.sscphotography.org/>



A Proud Member of the



**Maryland
Photography Alliance**

<https://www.mdphotoalliance.org/>

**This newsletter is published monthly
by the National Institutes of Health Camera Club, Bethesda, MD.**

© NIH Camera Club and its Contributors

The contents of *Cameraderie* are copyrighted. No material herein may be reproduced in any manner without the written permission of the Editor or the material's author.

**You may now apply for, or renew, membership online at:
<https://www.nihcameraclub.com/about-us-2/become-a-member/>.**

You'll be directed to pay via PayPal (you don't need a PayPal account). If you prefer not to pay online, please print the application form below, then sign and mail it along with your check to the Treasurer. You must be a member to compete in monthly competitions.

You do not have to work at NIH to join the club.



Club Officers and Committees

President: Dale Lewis

Vice President: Karen Goldman

Secretary: Gosia Klosek

Treasurer: Stan Collyer

Program Chair: Cathrine Sasek

Education, Workshop: Cathrine Sasek

Field Trip Chair: Vacant

Digital Czar(s): Quentin A. Fisher, Dale Lewis,

Social Chair: Suzanne Dater

Membership Coordinator: Karen Goldman

Nominating Committee Chair: Karen Goldman

Communications Director: Vacant

PSA Rep: Dick Sprott

Mid-Atlantic Photo Visions: Rhina Cabezas

Maryland Photography Alliance: Diane Poole

Editor: Diane Poole

Webmaster: Jim Turner

Meeting Location

Directions:

The Five Star Residences of Chevy Chase is located at 8100 Connecticut Avenue, Chevy Chase, MD (1 mile south of the Beltway). The entrance to the underground parking is down the ramp on the right side of the building. At the door of the garage there is an intercom - push the call button and tell the attendant that you are there for a meeting of the NIH Camera Club. You may park in any free spaces in the garage. Then take the elevator to the first floor and proceed to the Community Room. Someone at the reception desk can direct you if you need help.

*Competition Night: Second Tuesday
of the month*



PSA Newsletter Awards

MEMBERSHIP APPLICATION and RENEWAL FORM

National Institutes of Health Camera Club
(NIHCC)

Membership in the NIH Camera Club historically consisted of current and former NIH employees and their families. The club is now open to anyone who has an interest in photography. The Treasurer collects Camera Club dues by September.

DATE: _____

NAME: _____

ADDRESS: _____

PHONE #: HOME _____ CELL _____

E-MAIL ADDRESS _____

ANNUAL DUES (please check the appropriate line):

\$__ Singlemembership: **\$50**

\$__ Family membership (Family members in same household): **\$75**

AMOUNT PAID \$_____ Cash____ Check#_____

MAKE CHECKS PAYABLE TO: NIH Camera Club

SEND TO: Stan Collyer, Treasurer
701 King Farm Blvd.
Apt. 522
Rockville, MD 20850
Email: sccollier@aol.com

Please indicate how you would like to be involved in NIH Camera Club activities:

---Program Committee	---Membership Committee
---Social Committee	---Publicity Committee
---Field Trip Committee	---Newsletter Committee
---Workshop and Education Committee	---Website Committee

WAIVER

I hold the NIH Camera Club (NIHCC) and each member of NIHCC, individually and collectively, blameless for any injury that may occur to me or my guests, or my property while participating in any NIHCC activity or event.

Print Name

Signature

Date